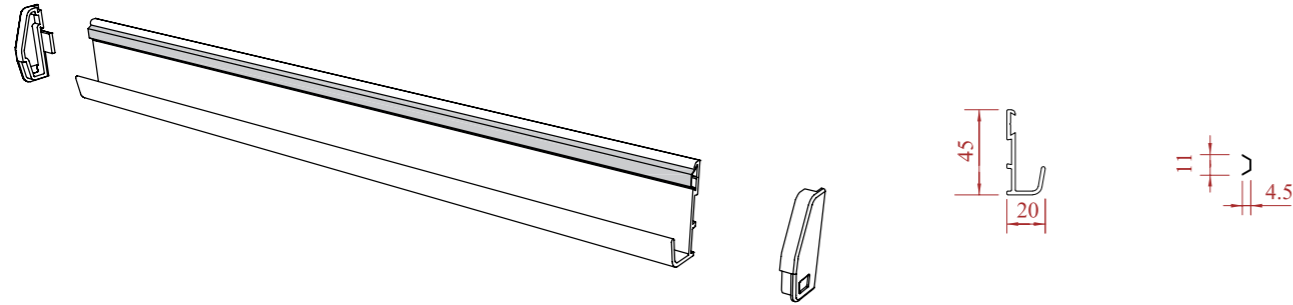
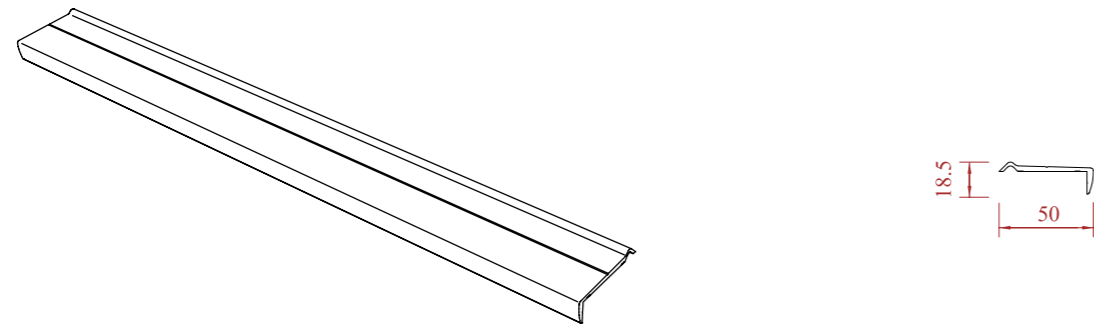


Sill and drip channel

A model of the drip channel type can be delivered. It can be fixed onto the header with a screw or rivet in the groove provided. A covering protects the groove and two left and right stops close the system. This model is sold to measure by the piece in various finishes (anodised, gray 7035 or black 9005).

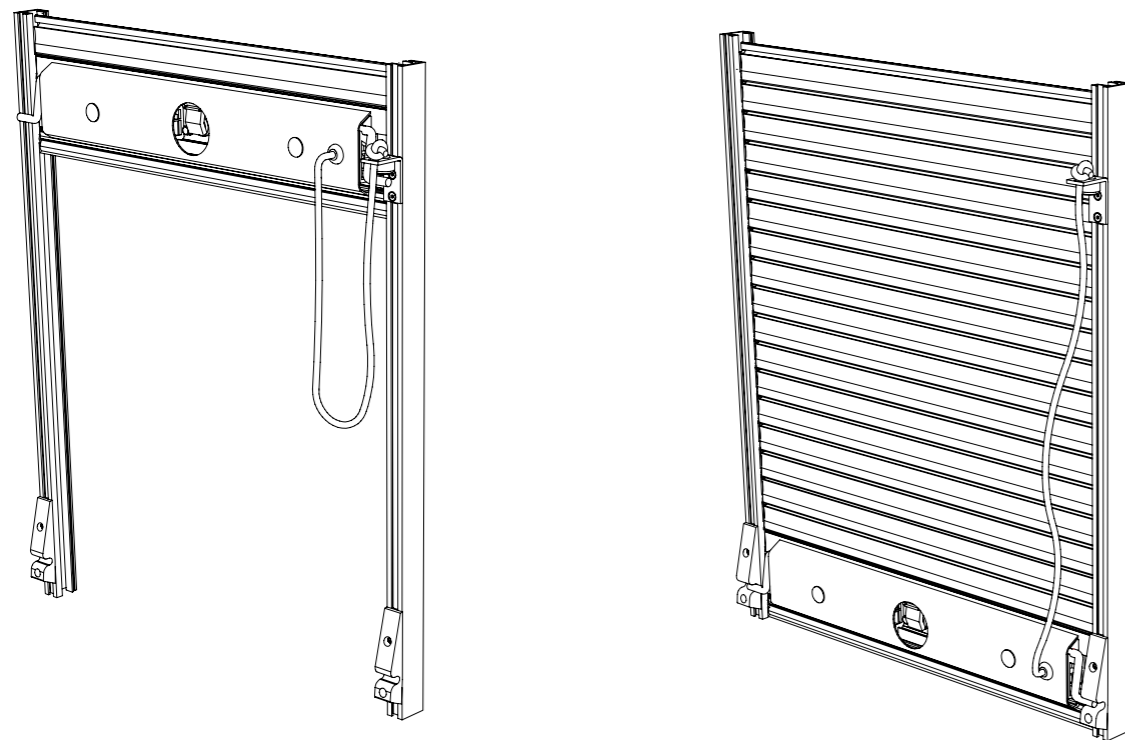


A model of the sill type is also available on the same terms. It comes with a double-sided adhesive.



The Pull strap

This black nylon cord, 10mm in diameter, is fixed to the upper stop of the roll-up door and on the terminal profil. It can be used to close the door when it is too high for the handle to be reached.



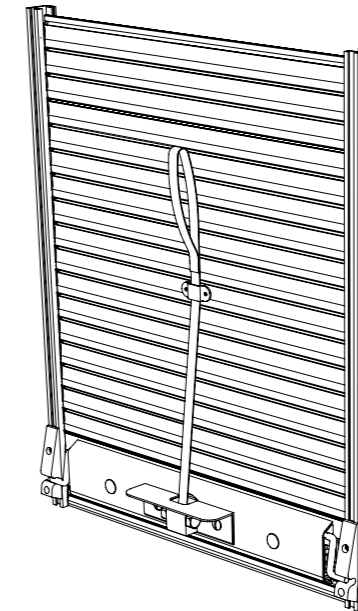
Curved track

As an option, we can camber the rails: please provide us with a template or construction drawing.



Interior unlocking

A system by which the roll-up door can be opened from the inside of the vehicle when the lock is at floor level or in a place which it is difficult to access. By pulling on the strap, the door unlocks and the curtain can be raised.



Retroreflecting signage

It is possible to put in place a retroreflecting panel with chevrons and a maximum width of 1,500mm.

Night View



Day View

