

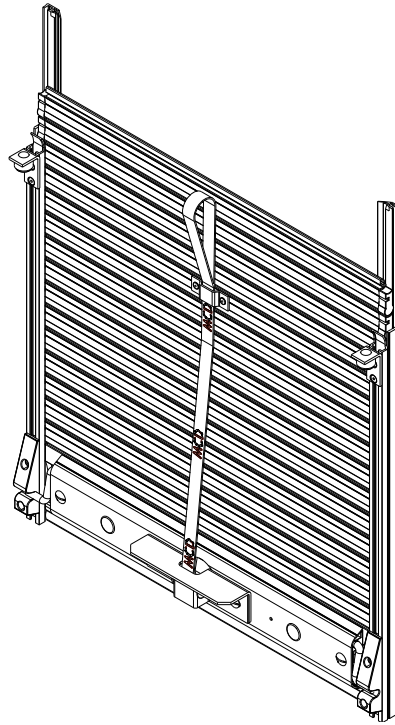
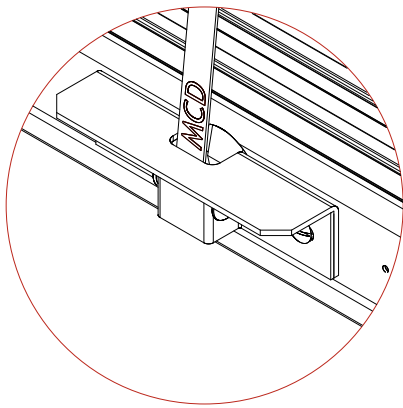
INTERIOR UNLOCKING OPTION

Description

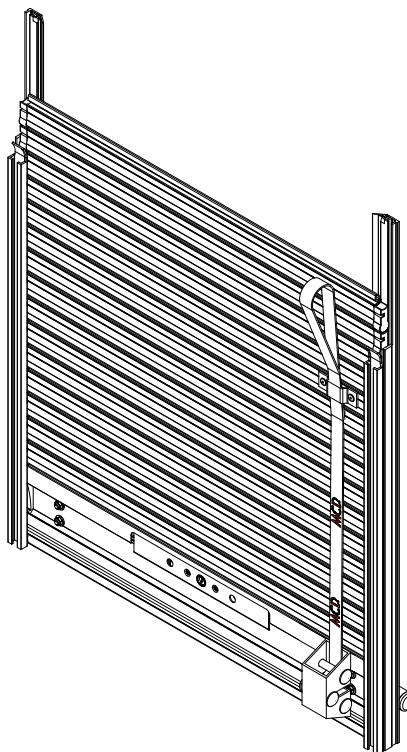
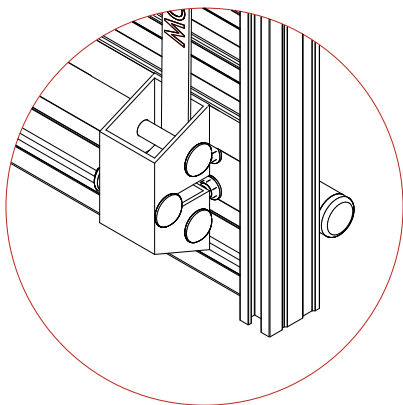
This option, installed on the back face of the roll-up door, allows the opening of this one from the inside of the compartment. You pull on the strap to release the system so as to open it.

This system is necessary to open the door if the shutter is used as an access door, if the operator has to stay inside with closed doors and decide to open it to go outside. It also used for road service vehicles to open the roll-up door without passing outwardly.

Interior unlocking for double handle

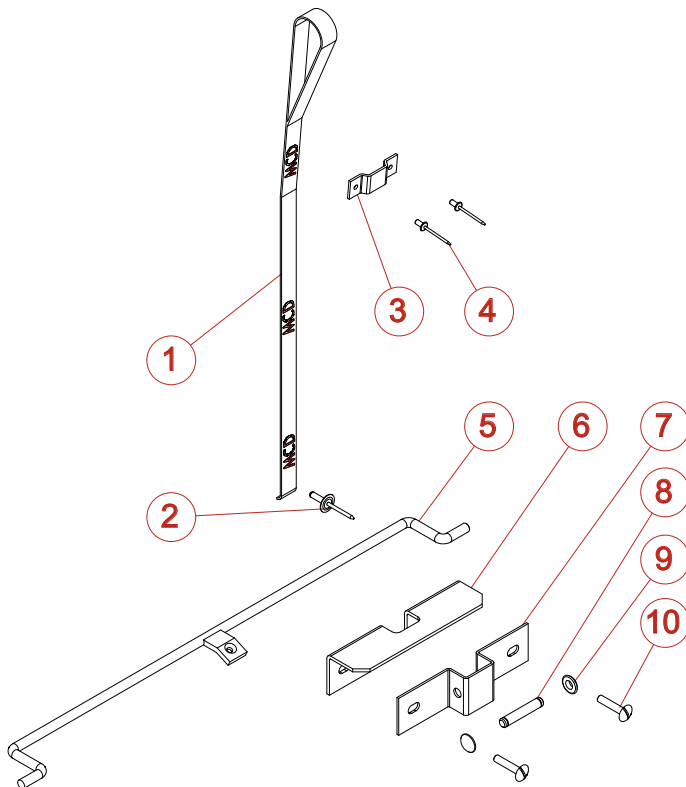


Interior unlocking for bar lift handle



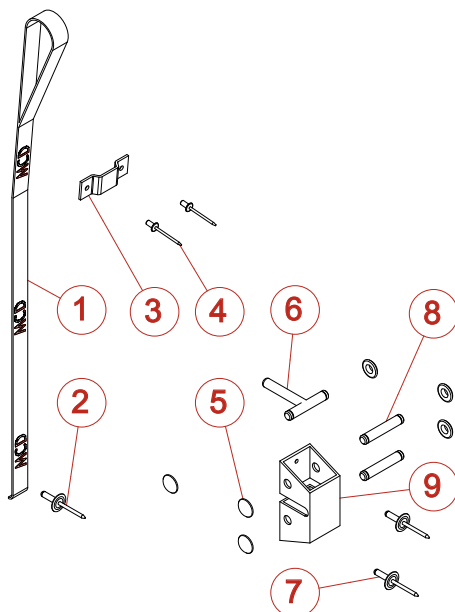
EXPLODED VIEW INTERIOR UNLOCKING OPTION

For double handle closing system



REP	CODE	DESCRIPTION
1	4253	MCD POLYESTER STRAP 20 MM (M)
2	3246	ALU/STEEL RIVET 4.8 X 17
3	3156	STAINLESS INTERIOR UNLOCKING DECK PLATE
4	3338	ALU/STEEL STANDARD RIVET 4 X 8
5	3212	0 TO 1 M ROD
6	3224	INTERIOR UNLOCKING PEDAL
7	3223	INTERIOR UNLOCKING BRACKET
8	3219	INTERIOR UNLOCKING SHAFT
9	3238	STAINLESS STARLOCK RING 8
10	3337	STAINLESS SCREW TRL POELIER 6 X 30

For bar lift closing system



REP	CODE	DESCRIPTION
1	4253	MCD POLYESTER STRAP 20 MM (M)
2	3246	ALU/STEEL RIVET 4.8 X 17
3	3156	STAINLESS INTERIOR UNLOCKING DECK PLATE
4	3338	ALU/STEEL STANDARD RIVET 4 X 8
5	3238	STAINLESS STARLOCK RING 8
6	3287	INTERIOR UNLOCKING SHAFT
7	3246	ALU/STEEL RIVET 4.8 X 17
8	3219	INTERIOR UNLOCKING SHAFT
9	3295	INTERIOR UNLOCKING BRACKET